



How to Use the Data Browser

The Data Browser is an interactive tool that allows you to learn more about the data collected as part of the *All of Us* Research Program. You can explore the survey questions and answers and physical measurements taken at the time of participant enrollment. You can also learn more about electronic health record (EHR) data. The Data Browser will allow you to see how many of the *All of Us* participants have certain conditions, survey answers, demographics, and more.


[Home](#) > [Data Browser](#)

Data Browser

The Data Browser provides interactive views of the publicly available *All of Us* Research Program participant data. Currently, participant provided information, including surveys and physical measurements taken at the time of participant enrollment, as well as electronic health record data are available. The *All of Us* Research Program data will include more data types over time.

In order to protect participant privacy, the data is limited to aggregate counts and summary demographic information. For more information, please visit our [FAQ](#) page.

Search Across Data Types

 Keyword Search

Data based on Curated Data Repository (CDR) dated 2/1/2020 with 225,140 total participants.

[FAQs](#)[Introductory](#)[User Guide](#)[Videos](#)

EHR Domains:

Conditions

20,776

medical concepts

113,200 participants in this domain

[View Top Conditions](#)

Drug Exposures

20,951

medical concepts

104,500 participants in this domain

[View Top Drug Exposures](#)

Labs & Measurements

10,049

medical concepts

109,100 participants in this domain

[View Top Labs & Measurements](#)

Procedures

20,546

medical concepts

102,140 participants in this domain

[View Top Procedures](#)

Survey Questions:

The Basics

16

questions available

225,140 participants in this domain

This survey includes participant demographic information.

[View Complete Survey](#)

Overall Health

21

questions available

219,800 participants in this domain

Survey includes information about how participants report levels of individual health.

[View Complete Survey](#)

Lifestyle

26

questions available

218,500 participants in this domain

Survey includes information about alcohol and recreational activities.

[View Complete Survey](#)

Health Care Access & Utilization

57

questions available

45,820 participants in this domain

Survey includes information about a participant's access to and use of health care.

[View Complete Survey](#)

Family Medical History

67

questions available

41,600 participants in this domain

Survey includes information about the medical history of a participant's immediate biological family members.

[View Complete Survey](#)

Program Physical Measurements:

Physical Measurements

8

physical measurements

192,900 participants in this domain

Participants have the option to provide a standard set of physical measurements as part of the enrollment process ("program physical measurements").

[View Program Physical Measurements](#)

EHR Domains

Electronic health records (EHR) contain information about a person's health. Medical concepts are similar to medical terms; they describe the information in a patient's EHR, such as a condition they have, a doctor's diagnosis, a prescription they are taking, or a procedure or measurement the doctor performed. In the Data Browser we refer to conditions, procedures, drugs, and measurements as domains. For example, a patient's blood sugar can be measured (measurement) during a routine medical examination (procedure). The doctor may diagnose the patient with type II diabetes (condition) and prescribe metformin (drug) to treat the condition.

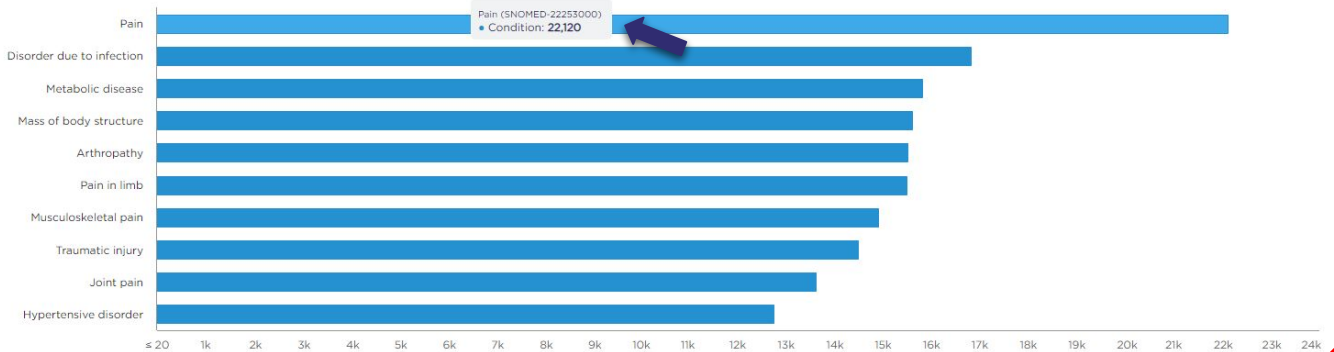
Let's explore the conditions domain (red arrow).

Conditions

Keyword Search

< BACK TO MAIN SEARCH

Top 10 Conditions by Descending Participant Counts ▾



Showing top 100 concepts for this domain

Conditions	Participants of 36,620	% of 36,620	Vocabulary Code	Concept Code	View graphs
1. Pain <i>Also Known As</i> Dolor, Painful, Pain observations, Part hurts, Pain (finding)	22,120	60.4%	SNOMED	4329041	
2. Disorder due to infection <i>Also Known As</i> Infective disorder, Infection, Disease due to infection, Infectious disease, Infectious disea...	16,820				
3. Metabolic disease <i>Also Known As</i> Metabolic disorder, MD - Metabolic disorders, Metabolic disease (disorder)	15,820				
4. Mass of body structure <i>Also Known As</i> Observation of a mass, Lump, Mass, Mass of body structure (finding)	15,600				
5. Arthropathy <i>Also Known As</i> Disorder of joint, Joint disorder, Arthropathy (disorder), Arthrosis, Joint disease	15,520				
6. Pain in limb <i>Also Known As</i> Pain in limb (finding), Limb pain	15,500				
7. Musculoskeletal pain <i>Also Known As</i> Musculoskeletal pain (finding), Rheumatic pain	14,900				
8. Traumatic injury <i>Also Known As</i> Injury - disorder, Traumatic injury (disorder), Trauma	14,500	39.6%	SNOMED 417746004	440921	
9. Joint pain <i>Also Known As</i> Painful joint, Articular pain, Joint pain (finding), Arthralgia	13,620	37.19%	SNOMED 57676002	77074	

Top 100 Conditions

Here you can view the top 100 concepts for the conditions domain based on how many participants have been diagnosed with each particular condition. Click on “Top 10 Medical Concepts by Descending Participant Counts” (red arrow) to see a graph (red box) of the top 10 conditions and how many participants have this condition in their medical record (blue arrow) by hovering your cursor over the condition you are interested in. You can see that the most prevalent condition in the cohort is Pain, at the time this tutorial was created.

Note that there are a few terms on this page that may be new to you. Vocabulary and concept codes are used by the researchers studying these conditions.

Top 10 by Descending Participant Counts >

Showing top 1 - 50 of 20776 concepts for this domain ⓘ

Conditions ⓘ

Participants of 113,200 ⓘ

% of 113,200 ⓘ

1. Pain

89,260

78.85%

Also Known As ⓘ

Pain observations, Dolor, Part hurts, Painful, Pain (finding)

Sex Assigned at Birth ⓘ

Age ⓘ

Sources ⓘ

Participant Count

80k

60k

40k

20k

0

Female

Male

Other

Sex Assigned At Birth

Sex Assigned at Birth, Medical Concept

Sex Assigned at Birth, Trained With EHR

2. Disorder due to infection

64,600

57.07%

Also Known As ⓘ

Infectious disease, Infective disorder, Infectious disease (disorder), Infection, Disease due to inf... See More

3. Metabolic disease

62,660

55.35%

Also Known As ⓘ

MD - Metabolic disorders, Metabolic disorder, Metabolic disease (disorder)

4. Pain in limb

58,800

51.94%

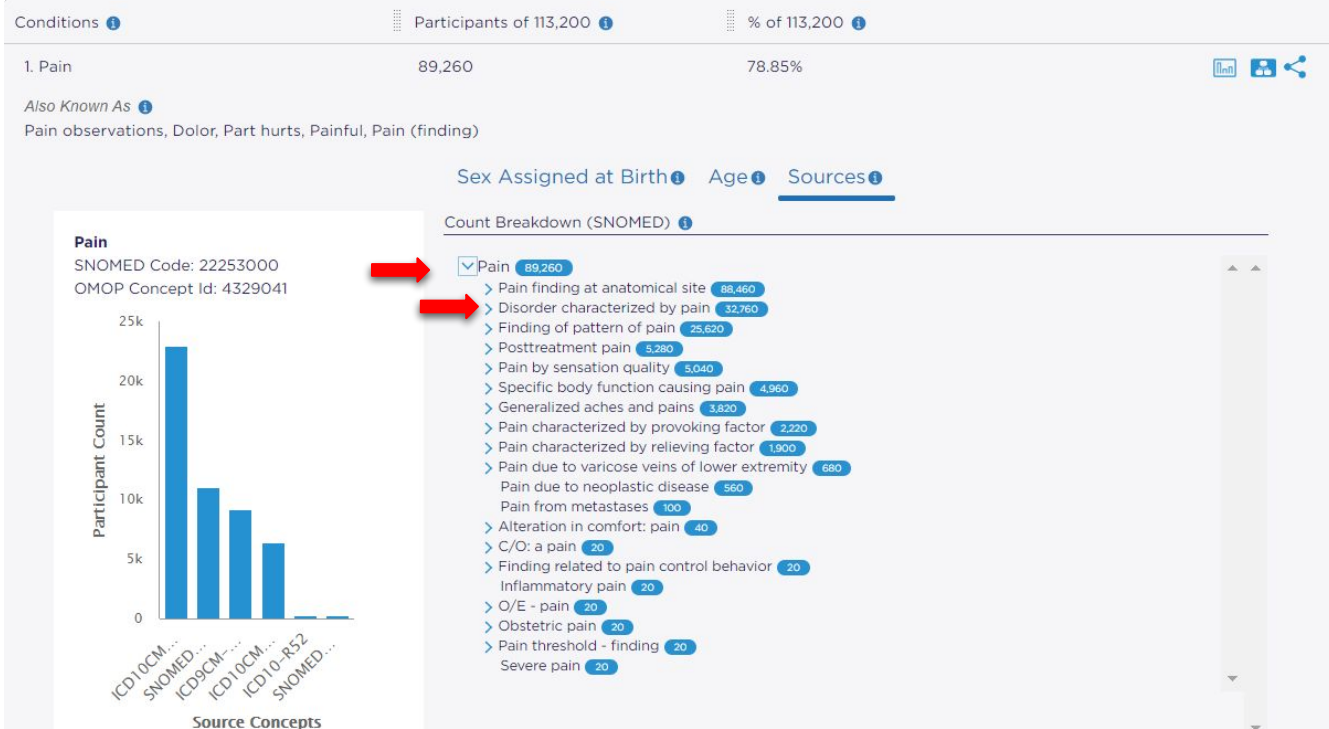
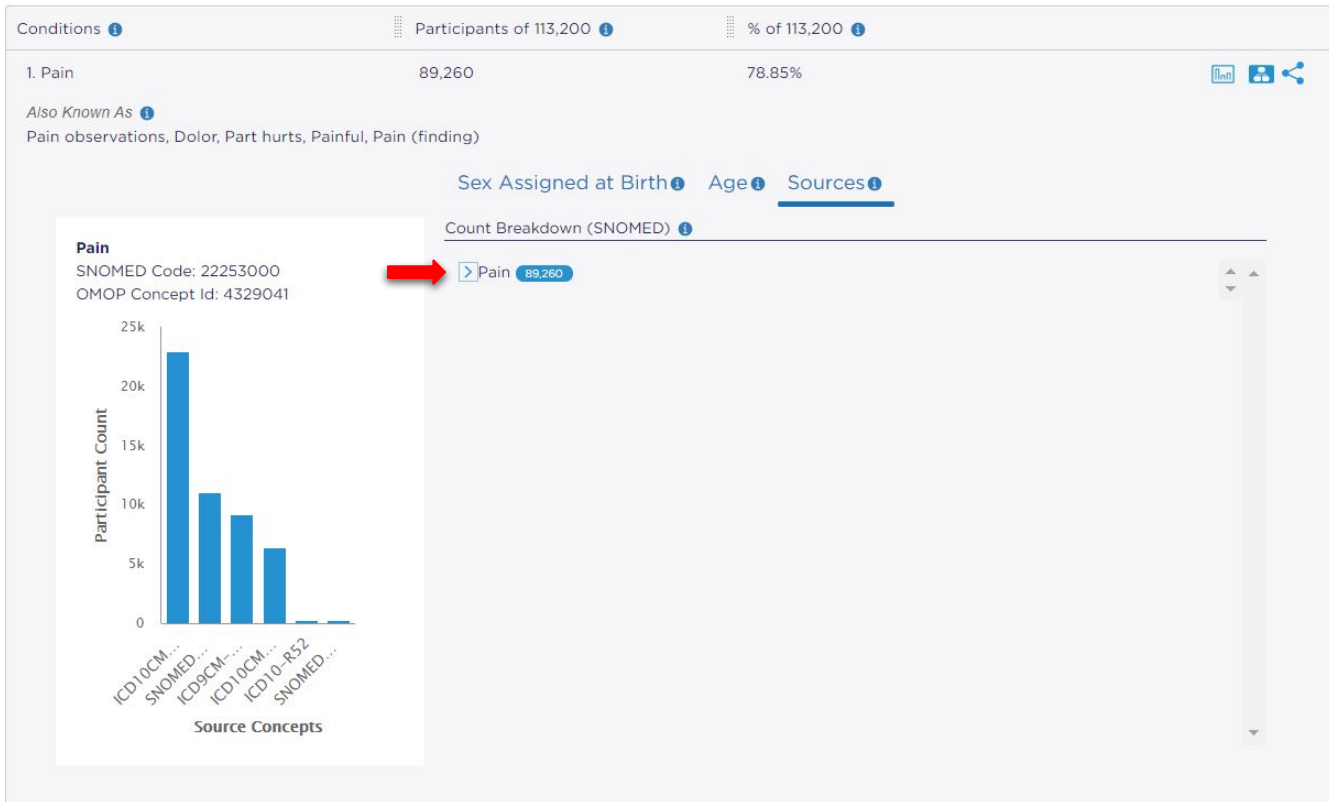
Also Known As ⓘ

Limb pain, Pain in limb (finding)

Top 100 Conditions

To see more detail about each condition, click on the graph icon (red arrow) to see graphs showing how many participants of each sex assigned at birth and age (red box) have the particular condition.

Select the "Sources" tab (blue arrow) to discover more details about the condition.



Top 100 Conditions

By clicking on the “Sources” tab, you can see more detailed information about each condition. Conditions are grouped into a hierarchy where there is a top level concept that contains more and more detailed concepts beneath it. You can open the levels by clicking each **V** symbol (red arrows). For our example of “pain”, you can see how many participants have a mention of each specific type of pain in their medical record. Some participants may have more than one type of pain, so they will be counted for more than one medical concept in the hierarchy but not more than once for the same concept. As a result, the total counts for the descendants in the hierarchy may be more than the count for the top level concept.

[Home](#) > [Data Browser](#)

Data Browser

The Data Browser provides interactive views of the publicly available *All of Us* Research Program participant data. Currently, participant provided information, including surveys and physical measurements taken at the time of participant enrollment, as well as electronic health record data are available. The *All of Us* Research Program data will include more data types over time.

In order to protect participant privacy, the data is limited to aggregate counts and summary demographic information. For more information, please visit our [FAQ](#) page.

Search Across Data Types

 Keyword Search

Data based on Curated Data Repository (CDR) dated 2/1/2020 with 225,140 total participants.



FAQs

Introductory
Videos

User Guide

EHR Domains:

Conditions

20,776

medical concepts

113,200 participants in this domain

[View Top Conditions](#)

Drug Exposures

20,951

medical concepts

104,500 participants in this domain

[View Top Drug Exposures](#)

Labs & Measurements

10,049

medical concepts

109,100 participants in this domain

[View Top Labs & Measurements](#)

Procedures

20,546

medical concepts

102,140 participants in this domain

[View Top Procedures](#)

Survey Questions:

The Basics

16

questions available

225,140 participants in this domain

This survey includes participant demographic information.

[View Complete Survey](#)

Overall Health

21

questions available

219,800 participants in this domain

Survey includes information about how participants report levels of individual health.

[View Complete Survey](#)

Lifestyle

26

questions available

218,500 participants in this domain

Survey includes information on participant smoking, alcohol and recreational drug use.

[View Complete Survey](#)

Personal Medical History

465

questions available

39,320 participants in this domain

This survey includes information about past medical history, including medical conditions and approximate age of diagnosis.

[View Complete Survey](#)

Health Care Access & Utilization

57

questions available

45,820 participants in this domain

Survey includes information about a participant's access to and use of health care.

[View Complete Survey](#)

Family Medical History

67

questions available

41,600 participants in this domain

Survey includes information about the medical history of a participant's immediate biological family members.

[View Complete Survey](#)

Surveys

When a participant enrolls in the *All of Us* Research Program, they complete The Basics survey. The participant may choose to complete additional surveys as they become available throughout the life of the program. You can use this tool to see all of the survey questions and their answer choices. The Data Browser shows the total number of participants that chose a specific answer choice and also shows how many participants of each sex assigned at birth and age group chose that option.

Let's explore The Basics survey (red arrow).

Program Physical Measurements:

Physical Measurements

8

physical measurements

192,900 participants in this domain

Participants have the option to provide a standard set of physical measurements as part of the enrollment process ("program physical measurements").

[View Program Physical Measurements](#)

[Home](#) > [Data](#) > [Data Browser](#) > [The Basics Survey](#)

The Basics

Survey includes participant demographic information. *Click on each response to view branching logic and age and gender*
Note: The survey questions appear in the order in which people actually took the survey.

Keyword Search

< BACK TO MAIN SEARCH

104,440

Participants completed this survey

14

Questions displayed

Download Survey as PDF

Question 1
In what country were you born?

[See Answers >](#)

Question 2
Which categories of...

[See Answers >](#)

Question 3
What was your bio...

[See Answers >](#)

Question 4
What terms best express how you describe your gender identity?

[See Answers >](#)

Question 5
Which of the following best represents how you think of yourself?

[See Answers >](#)

Question 6
What is the highest grade or year of school you completed?

[See Answers >](#)

Question 7
Have you ever served on active duty in the United States Armed forces, either in the regular military

[See Answers >](#)

Question 8
What is your current marital status?

[See Answers >](#)

Question 9
Are you covered by health insurance or some other kind of health care plan?

[See Answers >](#)

Question 10
What is your current employment status? Please select 1 or more of these categories.

[See Answers >](#)

Question 11
What is your annual household income from all sources?

[See Answers >](#)

Question 12
Do you own or rent the place where you live?

[See Answers >](#)

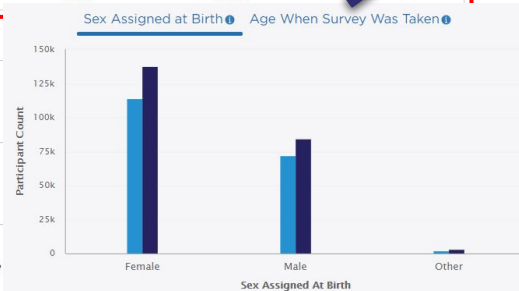
Question 13
How many years have you lived at your current address?

[See Answers >](#)

Question 14
In the past 6 months, have you been worried or concerned about NOT having a place to live?

[See Answers >](#)

Question 1	Concept Code	Participant Count	% Answered	
In what country were you born?				
USA	1586136	88,140	84.39%	See
Other (Qualifier Value)	903070	14,980	14.34%	See
Skip	903096	880	0.84%	See
Did not answer	903070	440	0.42%	See



The Basics Survey

Here you can see the number of participants who have completed the survey (red circle). You can also download the PDF version of the survey (blue circle) to see all of the questions and answer choices.

Click on "See Answers" to see how many participants chose each answer option. If you would like to see graphs of how many participants of each sex assigned at birth and age have chosen a particular answer, click on the graph icon (blue arrow).

You will also see the concept codes that researchers use when analyzing the data again here. For example, for the question "In what country were you born?" the code is 1586135.

Data Browser

The Data Browser provides interactive views of the publicly available *All of Us* Research Program participant data. Currently, participant provided information, including surveys and physical measurements taken at the time of participant enrollment, as well as electronic health record data are available. The *All of Us* Research Program data will include more data types over time.

In order to protect participant privacy, the data is limited to aggregate counts and summary demographic information. For more information, please visit our [FAQ](#) page.

Search Across Data Types

Q Keyword Search

Data based on Curated Data Repository (CDR) dated 2/7/2020 with 225,140 total participants.



FAQs



Introductory
Videos



User Guide

EHR Domains:

Conditions

20,776

medical concepts

113,200 participants in this domain

[View Top Conditions](#)

Drug Exposures

20,951

medical concepts

104,500 participants in this domain

[View Top Drug Exposures](#)

Labs & Measurements

10,049

medical concepts

109,300 participants in this domain

[View Top Labs & Measurements](#)

Procedures

20,546

medical concepts

102,140 participants in this domain

[View Top Procedures](#)

Survey Questions:

The Basics

16

questions available

225,140 participants in this domain

This survey includes participant demographic information.

[View Complete Survey](#)

Overall Health

21

questions available

219,800 participants in this domain

Survey includes information about how participants report levels of individual health.

[View Complete Survey](#)

Lifestyle

26

questions available

218,500 participants in this domain

Survey includes information on participant smoking, alcohol and recreational drug use.

[View Complete Survey](#)

Personal Medical History

465

questions available

19,320 participants in this domain

This survey includes information about past medical history, including medical conditions and approximate age of diagnosis.

[View Complete Survey](#)

Health Care Access & Utilization

57

questions available

45,820 participants in this domain

Survey includes information about a participant's access to and use of health care.

[View Complete Survey](#)

Family Medical History

67

questions available

41,600 participants in this domain

Survey includes information about the medical history of a participant's immediate biological family members.

[View Complete Survey](#)

Program Physical Measurements:

Physical Measurements

8

physical measurements

192,900 participants in this domain

Participants have the option to provide a standard set of physical measurements as part of the enrollment process ("program physical measurements").

[View Program Physical Measurements](#)

Program Physical Measurements

Participants that enroll in the *All of Us* Research Program may be asked to provide a standard set of physical measurements, including height, weight, body mass index, and waist circumference. The Data Browser allows you to see how many people of each sex assigned at birth or age group had a specific measurement value.

Let's explore the Program Physical Measurements (red arrow).

Home > Data > Data Browser > Physical Measurements

Browse Program Physical Measurements

MEAN BLOOD PRESSURE

HEIGHT

WEIGHT

MEAN WAIST CIRCUMFERENCE

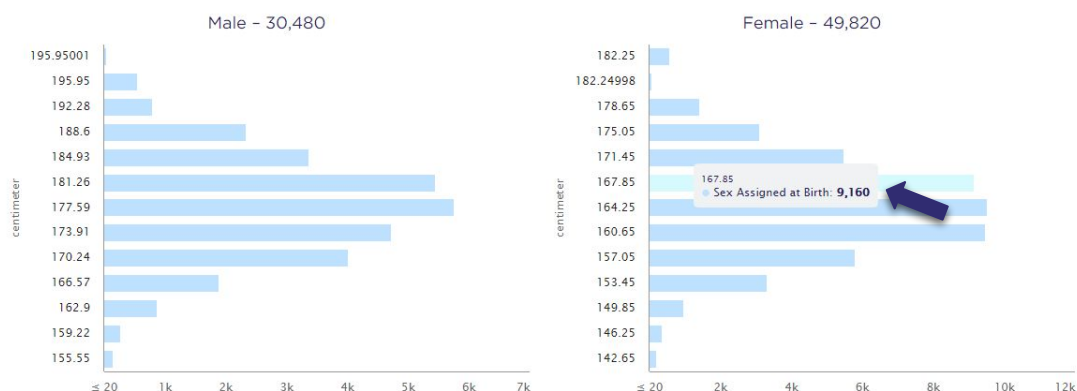
MEAN HIP CIRCUMFERENCE

MEAN HEART RATE

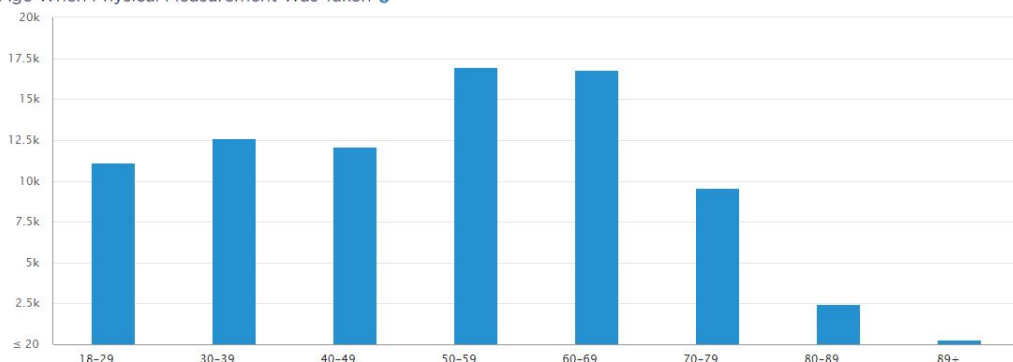
WHEEL CHAIR USE

PREGNANCY

Height



Age When Physical Measurement Was Taken



Program Physical Measurements: Height

Here you can see the number of male and female participants who are a specific height (measured in centimeters) by placing your mouse over the corresponding bar (blue arrows) or the age that the measurement was taken (lower graph). Height in centimeters is located along the horizontal (x) axis and the number of participants is located along the vertical (y) axis.

Select other physical measurements (red arrows) to see the same types of details about those measurements.

Data Browser

The Data Browser provides interactive views of the publicly available *All of Us* Research Program participant data. Currently, participant provided information, including surveys and physical measurements taken at the time of participant enrollment, as well as electronic health record data are available. The *All of Us* Research Program data will include more data types over time.

In order to protect participant privacy, the data is limited to aggregate counts and summary demographic information. For more information, please visit our FAQ page.

Search Across Data Types

Data based on Curated Data Repository (CDR) dated 2/7/2020 with 225,140 total participants.

[FAQs](#)[Introductory
Videos](#)[User Guide](#)

EHR Domains:

Conditions

20,776

medical concepts

113,200 participants in this domain

[View Top Conditions](#)

Drug Exposures

20,951

medical concepts

104,500 participants in this domain

[View Top Drug Exposures](#)

Labs & Measurements

10,049

medical concepts

109,100 participants in this domain

[View Top Labs & Measurements](#)

Keyword Search

Enter a keyword to search for all of the data about that keyword.

Let's search the term "hypertension."

Survey Questions:

The Basics

16

questions available

225,140 participants in this domain

This survey includes participant demographic information.

[View Complete Survey](#)

Overall Health

21

questions available

219,800 participants in this domain

Survey includes information about how participants report levels of individual health.

[View Complete Survey](#)

Lifestyle

26

questions available

218,500 participants in this domain

Survey includes information on participant smoking, alcohol and recreational drug use.

[View Complete Survey](#)

Personal Medical History

465

questions available

39,320 participants in this domain

This survey includes information about past medical history, including medical conditions and approximate age of diagnosis.

[View Complete Survey](#)

Health Care Access & Utilization

57

questions available

45,820 participants in this domain

Survey includes information about a participant's access to and use of health care.

[View Complete Survey](#)

Family Medical History

67

questions available

41,600 participants in this domain

Survey includes information about the medical history of a participant's immediate biological family members.

[View Complete Survey](#)

Program Physical Measurements:

Physical Measurements

8

physical measurements

192,900 participants in this domain

Participants have the option to provide a standard set of physical measurements as part of the enrollment process ("program physical measurements").

[View Program Physical Measurements](#)

[Home](#) > [Data](#) > [Data Browser](#)


Data Browser

The Data Browser provides interactive views of the publicly available *All of Us* Research Program participant data. Currently, participant provided information, including surveys and physical measurements taken at the time of participant enrollment ("program physical measurements"), as well as electronic health record (EHR) data are available. The *All of Us* Research Program data resource will grow to include more data types over time.

There may be a delay of several months between the time participants consent and the time their record is included in the *All of Us* data that is visible in the Data Browser. The delay is a result of the time it takes for participant data to be collected, transferred to the Data and Research Center and curated. As a result, the overall participant counts within the Data Browser are lower than the overall enrollment numbers for the program.

In order to protect participant privacy, the data is limited to aggregate counts and summary demographic information for medical concepts, survey responses and physical measurements.

Search Across Data Types

 hypertension

Data based on Curated Data Repository (CDR) dated 11/13/2018 with 116,460 total participants.



FAQs



Introductory
Videos



User Guide

EHR Domains:

Conditions

64

matching medical concepts

36,620 participants in this domain

[View Results](#)

Procedures

1

matching medical concepts

35,680 participants in this domain

[View Results](#)

Keyword Search: Hypertension

There are 64 conditions and 1 procedure that match our search of hypertension. Click on view results (red arrow) to see more information.

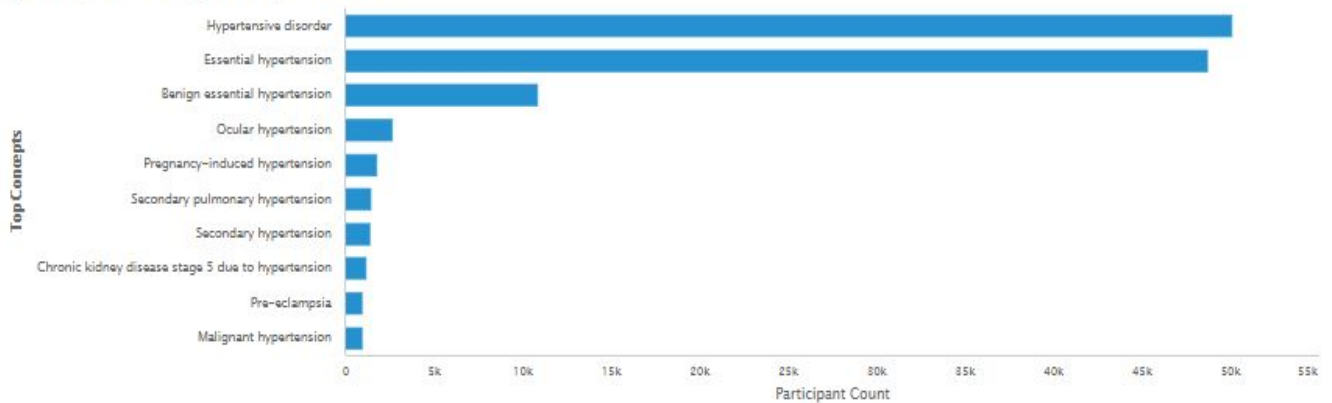
Survey Questions:

No Survey Results.

Program Physical Measurements:

No Program Physical Measurement Results.

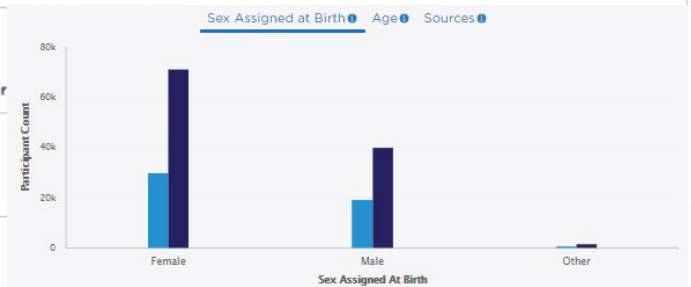
Top 10 by Descending Participant Counts ▾



Showing top 1 - 50 of 81 matching medical concepts ⓘ

Interested in general health information related to "hypertension"?
[Search MedlinePlus](#)

Conditions ⓘ	Participants of 113,200 ⓘ	% of 113,200 ⓘ	
1. Hypertensive disorder Also Known As ⓘ Hypertension, BP - High blood pressure, HBP - High blood pressure, Hypertensive vascular degeneratio... See More	50,080	44.24%	
2. Essential hypertension Also Known As ⓘ Systemic primary arterial hypertension , Essential hypertension (disorder), Idiopathic hyper	48,700		
3. Benign essential hypertension Also Known As ⓘ Benign essential hypertension (disorder)	10,840		
4. Ocular hypertension Also Known As ⓘ OHT - Ocular hypertension , Ocular hypertension (disorder), OH - Ocular hypertension	2,640		
5. Pregnancy-induced hypertension Also Known As ⓘ PIH - Pregnancy-induced hypertension , Gestational hypertension , Pregnancy-induced hypertension (diso... See More	1,740	1.54%	
6. Secondary pulmonary hypertension Also Known As ⓘ Secondary pulmonary hypertension (disorder)	1,420	1.25%	
7. Secondary hypertension Also Known As ⓘ Secondary hypertension (disorder)			



Keyword Search: Hypertension

There are 64 different medical concepts that matched our keyword search of hypertension! You can see the number of participants that have the condition appear in their medical record at least one time (red circle). It is common for each condition to be known by other names or terms which you can find by looking in the "Also Known As" section (blue circle).

The Vocabulary Code and Concept Code columns are a reference for researchers. As in the previous searches, you can click the graph icon to see more information about the condition (red arrow).

Data Browser

The Data Browser provides interactive views of the publicly available *All of Us* Research Program participant data. Currently, participant provided information, including surveys and physical measurements taken at the time of participant enrollment ("program physical measurements"), as well as electronic health record (EHR) data are available. The *All of Us* Research Program data resource will grow to include more data types over time.

There may be a delay of several months between the time participants consent and the time their record is included in the *All of Us* data that is visible in the Data Browser. The delay is a result of the time it takes for participant data to be collected, transferred to the Data and Research Center and curated. As a result, the overall participant counts within the Data Browser are lower than the overall enrollment numbers for the program.

In order to protect participant privacy, the data is limited to aggregate counts and summary demographic information for medical concepts, survey responses and physical measurements.

Search Across Data Types

 Keyword Search

Data based on Curated Data Repository (CDR) dated 11/13/2018 with 116,460 total participants.

EHR Domains

Conditions 

15,679

medical concepts

36,620 participants

[View Top 100](#)

Contact us

Please select your issue

[Ask a question or report an issue.](#)

[Share your feedback.](#)

[Tell us about a recent publication.](#)

[Request additional billing credits.](#)

[Report a data privacy concern.](#)

zendesk



FAQs



Introductory
Videos



User Guide

Measurements 

7,735

medical concepts

32,920 participants in this domain

[View Top 100](#)

Procedures 

13,238

medical concepts

35,680 participants in this domain


[View Top 100](#)

 **Help**

Help Desk

The research support team at the Data and Research Center has provided FAQs, introductory videos, and this user guide as resources to help you use the Data Browser.

If you need additional help or have suggestions for improvements, please visit the Help Desk by clicking on the Help button at the bottom of each page (red circle) and fill out the "Contact us" form to provide your feedback.



Explore the
Data Browser

You've completed the tutorial of how to use the Data Browser to explore *All of Us* participant data. Please explore the data and check back often to see how the cohort continues to grow and change!